

LAB guidelines (Eclipse)



Installed base

- Windows XP PCs
 - Java 6 SDK, SE 1.6
 - Eclipse 3.2

Setup

- Is there a desktop link to the Java documentation?
 - Skip this slide
- Check whether Java tool are already installed
- Click on the “Add or Remove Programs” desktop icon
- Open the “Add New Program” tab
- Select and install “Java SDK 1.6 ... Eclipse 3.2”

Login – ID

On Eclipse start
insert your
student
ID code



Login is mandatory for exams !

Login is **optional** for labs

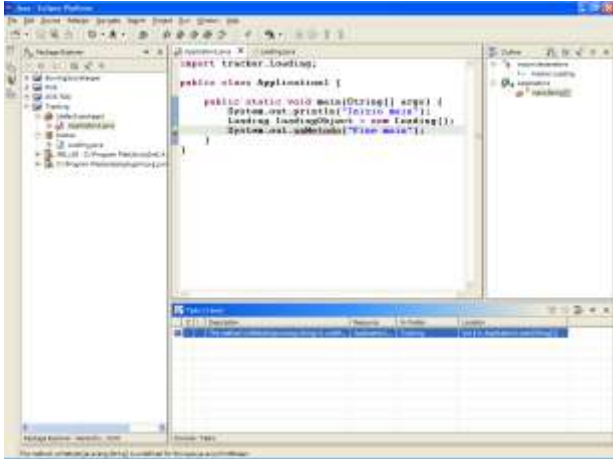
- You can skip this step by leaving the field blank and use Eclipse in unauthenticated mode

Desktop



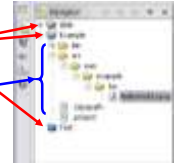
Introduction

- Eclipse is an open and extensible platform to develop IDEs (Integrated Development Environment)
- Developed by eclipse.org consortium, whose prospective members are
 - Borland, IBM, Rational, Red Hat



Workspace components

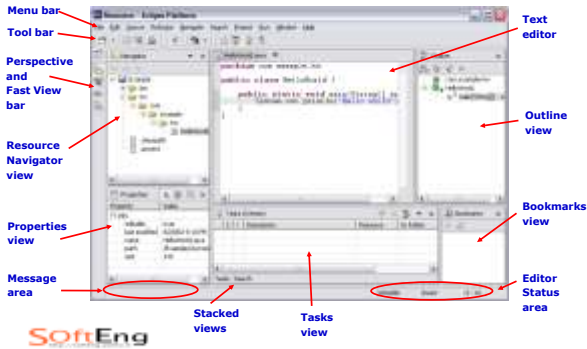
- Material is organized in a **workspace**
- A workspace contains one or more top-level **projects**, corresponding to file-system folders
- Tree-like** structure
- Files, Folders, and Projects are called **resources**



SoftEng

8

Workbench Terminology

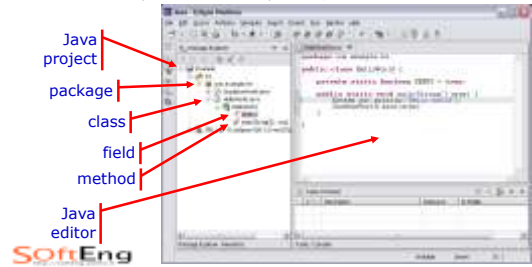


SoftEng

9

Java Perspective (1)

- View focusing on elements meaningful to Java programmers (packages, classes, methods, attributes, etc.)

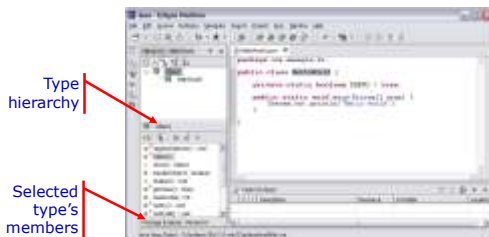


SoftEng

10

Java Perspective (2)

- Let the developer browse the class hierarchy

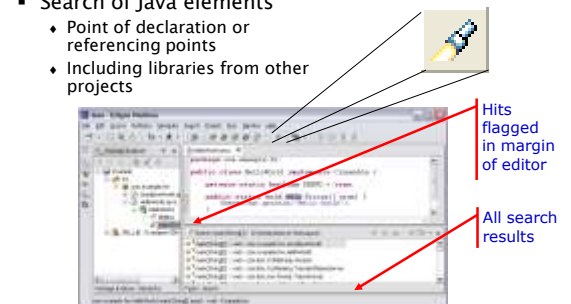


SoftEng

11

Java Perspective (3)

- Search of Java elements
 - Point of declaration or referencing points
 - Including libraries from other projects



SoftEng

12

New project

- File menu
 - ♦ New Project
- Select "Java Project"
- Type project name
- Finish



SoftEng

13

New package

- Right-click on project
- New >



SoftEng

14

New class

- Right-click on package
- New >
- Type class name
- Finish



SoftEng

15

Editor – Method auto-completion

List of available methods

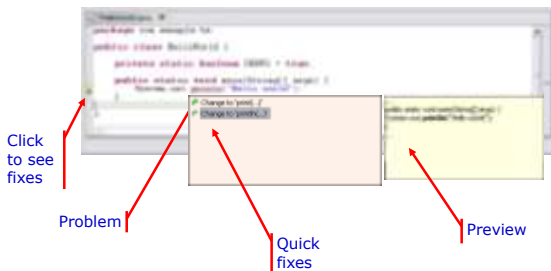


SoftEng

16

Java Editor

- On-the-fly syntactic check

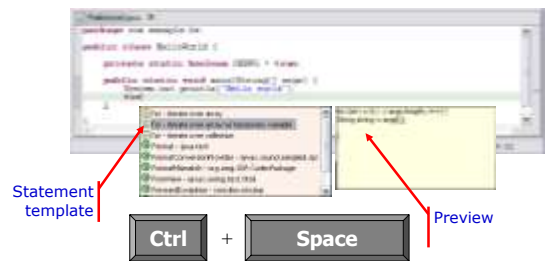


SoftEng

17

Java Editor



- Code templates quicken the writing of common code fragments (e.g., for loops)



SoftEng

18

How to compile/run

- Compilation is transparent to the user
 - ◆ Whenever files are saved 
- Program are executed with the following button 
 - ◆ Output console is opened automatically